

TESTO E SIMBOLI A CURA DI

Puntidivista Soc. Coop. a r.l.



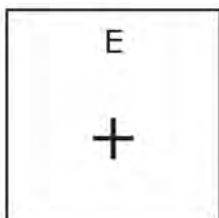
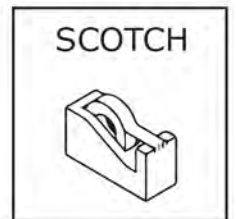
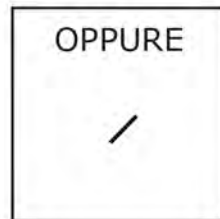
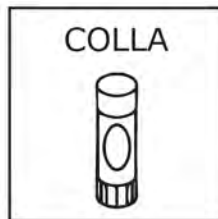
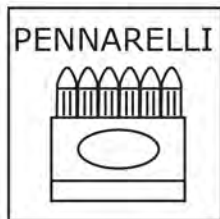



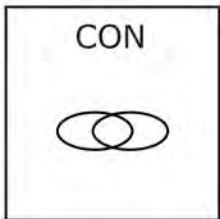

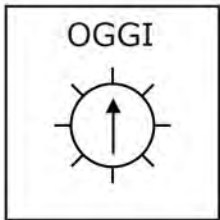
Serie TV "Lampadino e Caramella nel MagiRegno degli Zampa" - © Animundi Srl - Tutti i Diritti Riservati

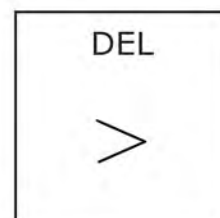

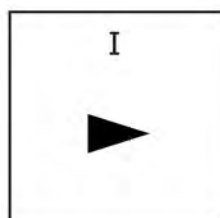
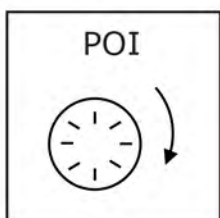
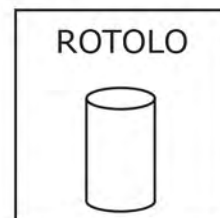
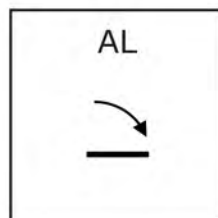
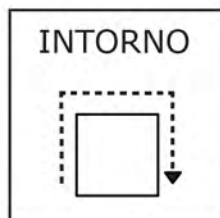
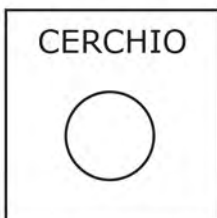
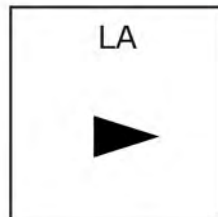
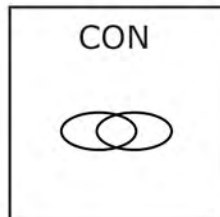
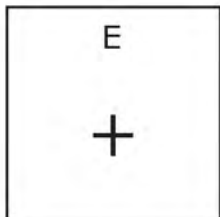
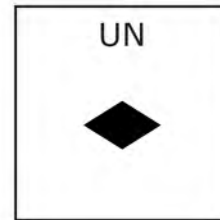
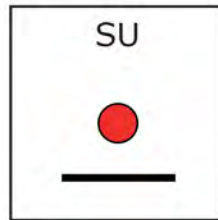
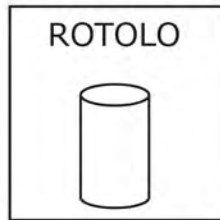
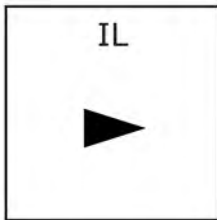






Serie TV "Lampadino e Caramella nel MagiRegno degli Zampa" - © Animundi Srl - Tutti i Diritti Riservati









COLORIAMO

I

PETALI

CON

I

PENNARELLI

ROSSO

GIALLO

VERDE

BLU

TAGLIAMO

TUTTI

I

PETALI



COLORIAMO

IL

ROTOLO

DI

VERDE

PERCHÉ

SARÀ

IL

GAMBO

DEL

MAGIFIORE


INCOLLIAMO

I

PETALI

AL

ROTOLO



TAGLIAMO

A

METÀ

UN

PALLONCINO

E

INCOLLIAMO

UN

PEZZO

SOTTO

AL

ROTOLO

FACCIAMO

UN

NODO

IL

MAGIFIORE

È

FINITO

