

TESTO E SIMBOLI A CURA DI

**Puntidivista** Soc. Coop. a r.l.



Serie TV "Lampadino e Caramella nel MagiRegno degli Zampa" - © Animundi Srl - Tutti i Diritti Riservati





Serie TV "Lampadino e Caramella nel MagiRegno degli Zampa" - © Animundi Srl - Tutti i Diritti Riservati





OGGI

COSTRUIAMO

IL

CASTELLO

DEL

MAGIREGNO

CON

DUE

2

ROTOLI

COLLA

OPPURE

SCOTCH

PENNARELLI

FOGLI

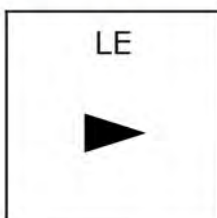
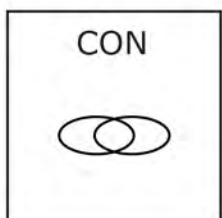
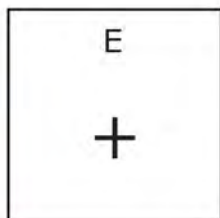
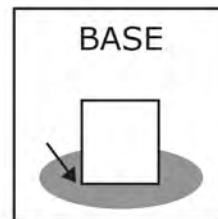
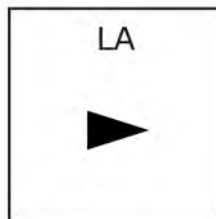
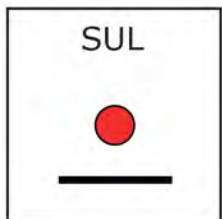

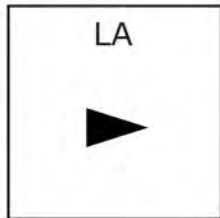
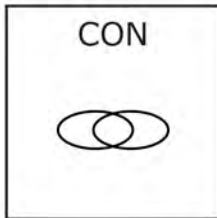

BIANCHI



CARTONCINO

VERDE

MATITA

FORBICI





TAGLIAMO

A

METÀ

UN

1

FOGLIO

BIANCO

E

+

COLORIAMO

DI

>

ARANCIONE

INCOLLIAMO

INTORNO

AI

ROTOLI

E

+

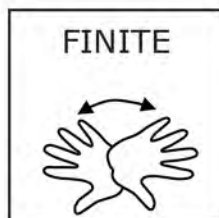
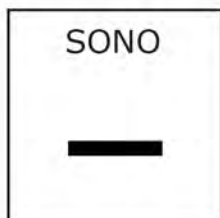
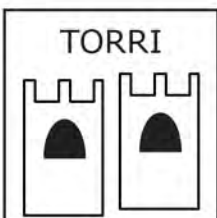


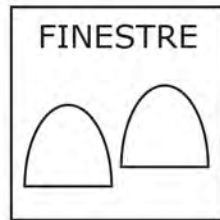
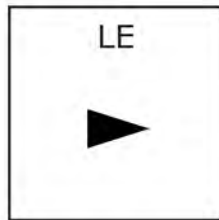
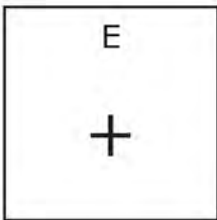
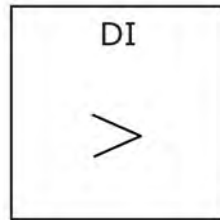
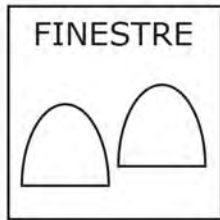

TAGLIAMO


PICCOLI

QUADRATI

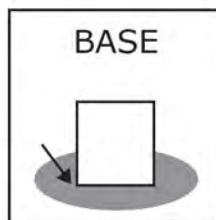
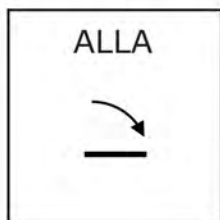
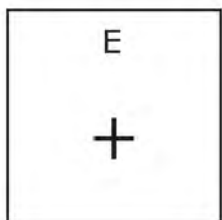
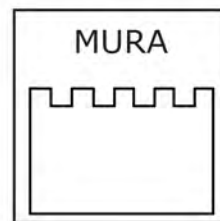
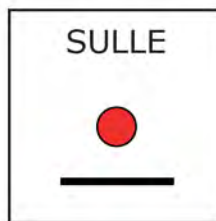
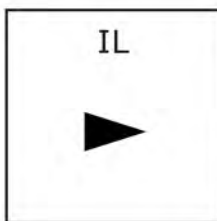
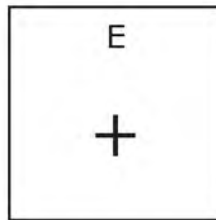

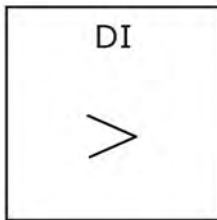
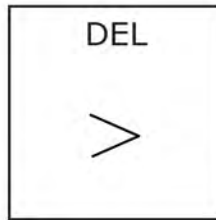



DAI

ROTOLI

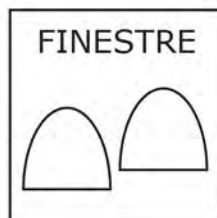
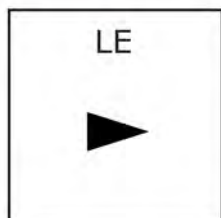
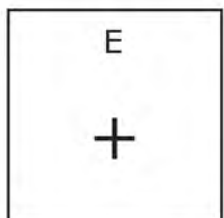

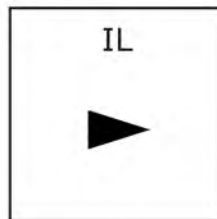
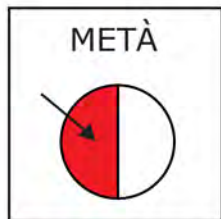
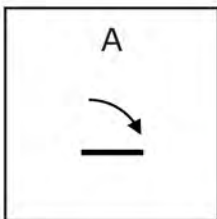

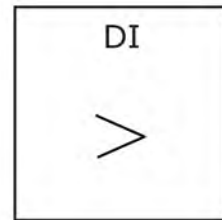
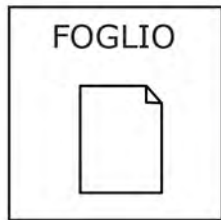
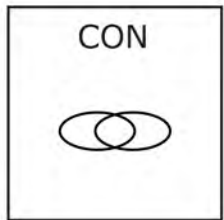
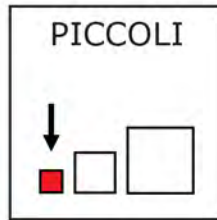
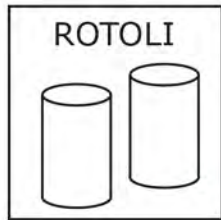



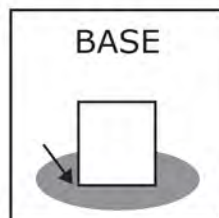
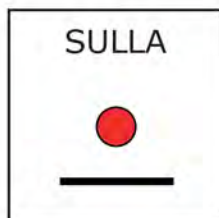


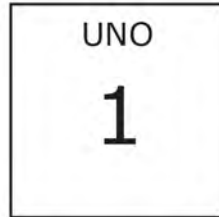

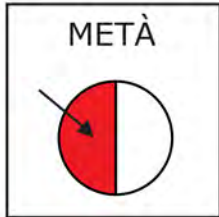
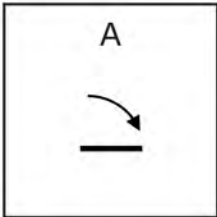
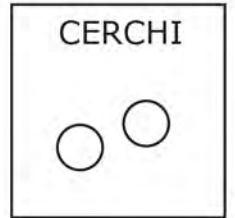
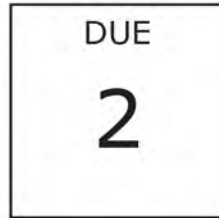




TAGLIAMO 	A 	METÀ 	UN 	FOGLIO 	E 
DISEGNIAMO 	LE 	MURA 	DEL 	CASTELLO 	
COLORIAMO 	DI 	BLU 	E 	TAGLIAMO 	
TANTI 	QUADRATI 				











DISEGNIAMO

LE

COLLINE

E

+

COLORIAMO

DI

GIALLO

VIOLA

BLU

ROSA

TAGLIAMO

E

+

INCOLLIAMO

LE

COLLINE

AL

CASTELLO

DIVERTIAMOCI

CON

IL

CASTELLO