

TESTO E SIMBOLI A CURA DI
Puntidivista Soc. Coop. a r.l.



Serie TV "Lampadino e Caramella nel MagiRegno degli Zampa" - © Animundi Srl - Tutti i Diritti Riservati

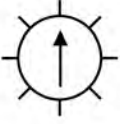











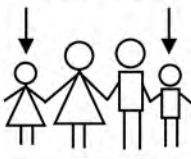
Serie TV "Lampadino e Caramella nel MagiRegno degli Zampa" - © Animundi Srl - Tutti i Diritti Riservati

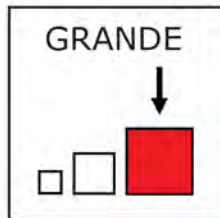
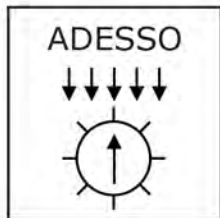
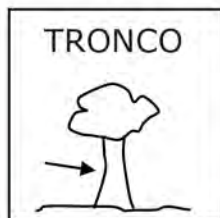
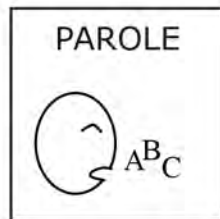
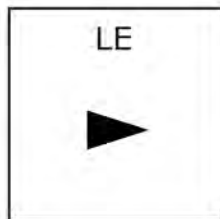
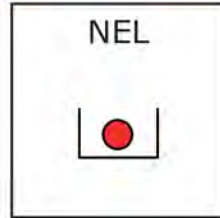
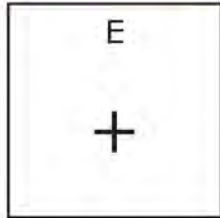





OGGI 	COSTRUIAMO 	IL 	MAGICIRCO 
---	---	---	---


DI 	LAMPADINO 	E 	CARAMELLA 
---	--	--	---

LAMPADINO 	E 	CARAMELLA 	SONO 	FRATELLI 
--	--	--	--	---





COSTRUIAMO



IL



MAGICIRCO



CON



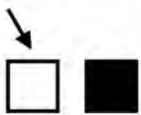
UNA

1

SCATOLA



VUOTA



DI



PASTA



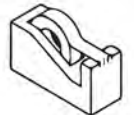
COLLA



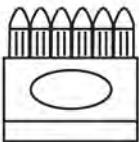
OPPURE



SCOTCH



PENNARELLI



STECCHINI



FORBICI




E



UN



DISEGNO



DI



LAMPADINO



E



CARAMELLA





COLORIAMO

E

+

RITAGLIAMO

IL

DISEGNO

DI

LAMPADINO

E

+

CAMELLA

LAMPADINO

HA

MAGLIETTA

E

+

PANTALONI

BLU

CAMELLA

HA


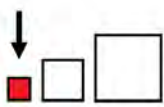










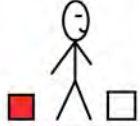

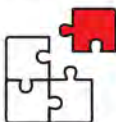
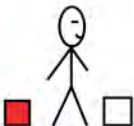

MAGLIETTA


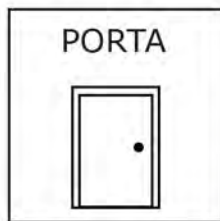
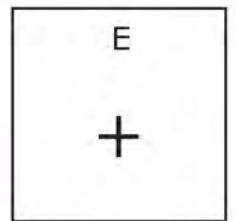
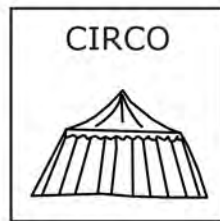
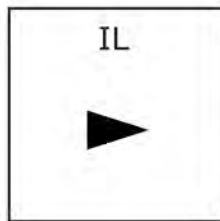
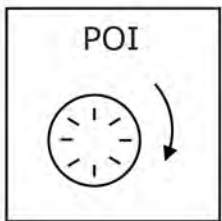

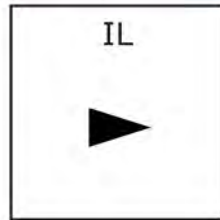
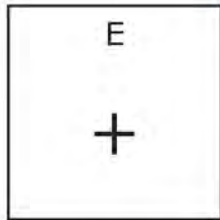
GONNA

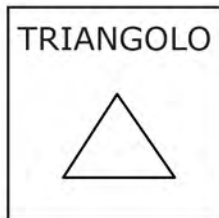
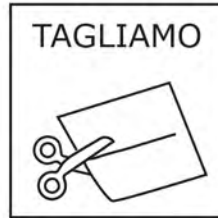
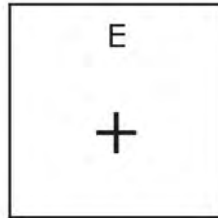
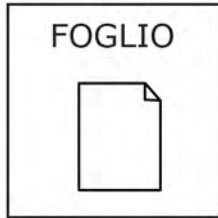


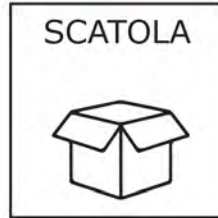
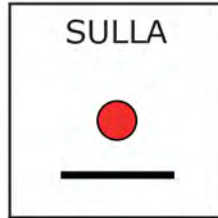

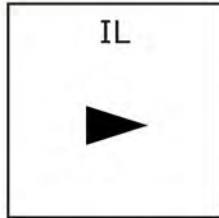

FIOCCO

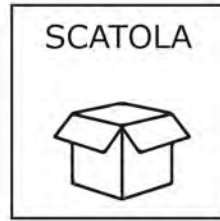
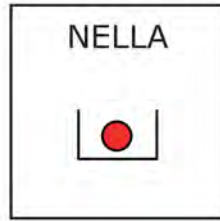

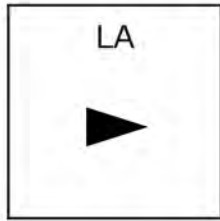
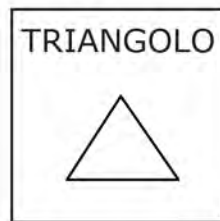
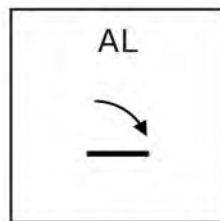
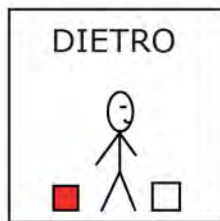
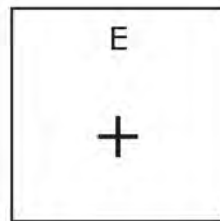
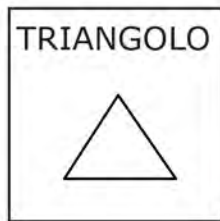

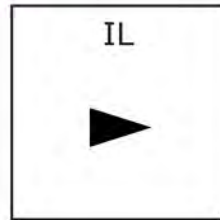
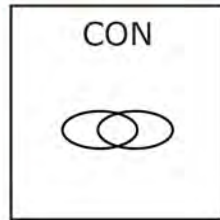
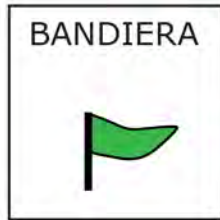
ROSSI



TAGLIAMO 	DUE 2	PICCOLI 	PEZZI 	DALLA 	SCATOLA 
DELLA 	PASTA 	E +	ATTACCHIAMO 	CON 	
LA 	COLLA 	UN 1	PEZZO 	DIETRO 	LAMPADINO 
E +	UN 1	PEZZO 	DIETRO 	CARAMELLA 	









COLORIAMO

UN

FOGLIO

CON

RIGHE

ROSSE

E

INCOLLIAMO

IL

FOGLIO

INTORNO

ALLA

SCATOLA

IL

CIRCO

È

FINITO

DIVERTIAMOCI

CON

LAMPADINO

E

CARAMELLA