

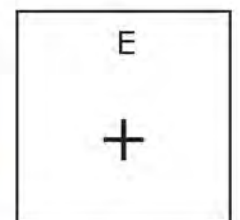
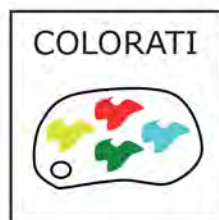
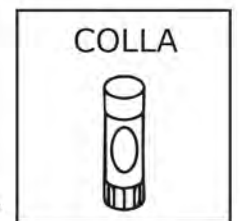

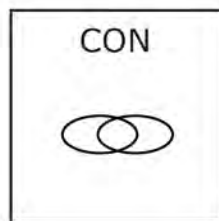


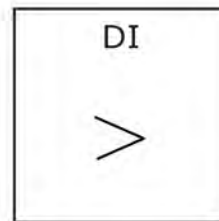
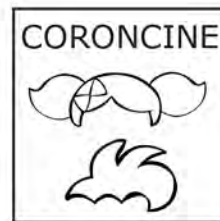

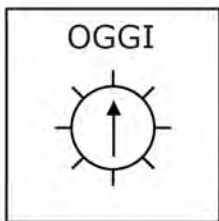

TESTO E SIMBOLI A CURA DI

Puntidivista Soc. Coop. a r.l.














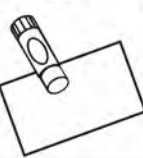








Serie TV "Lampadino e Caramella nel MagiRegno degli Zampa" - © Animundi Srl - Tutti i Diritti Riservati







TAGLIAMO 	CON 	LE 	FORBICI 	UNA 	STRISCIA 
DI 	CARTONCINO 	E 	TAGLIAMO 	I 	DISEGNI 
STAMPATI 	INCOLLIAMO 	LE 	CORONCINE 	SULLA 	STRISCIA 
DI 	CARTONCINO 				



COLORIAMO

LA

CORONCINA

DI

CARAMELLA

COLORIAMO

I

CAPELLI

CON

IL

GIALLO

E

+

IL

FIOCCO


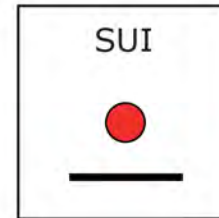
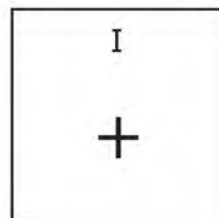
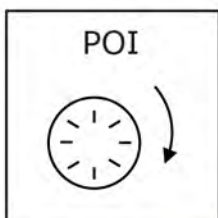

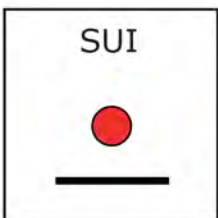
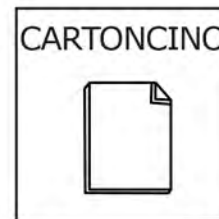
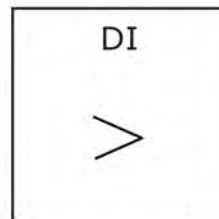

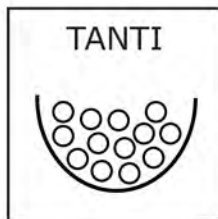
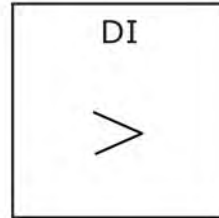
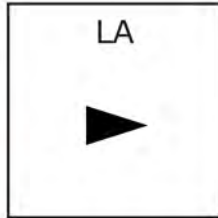

CON

IL

ROSSO



TAGLIAMO 	TANTI 	PEZZETTI 	DI 	CARTONCINO 	GIALLO
E 	INCOLLIAMO 	I 	PEZZI 	SULLA 	CORONCINA
INCOLLIAMO 	I 	BRILLANTINI GIALLI 	SUI 	CAPELLI 	E
I 	BRILLANTINI ROSSI 	SUL 	FIOCCO 		





TAGLIAMO 	CUORI 	E +	FIORI 	CON 	I
CARTONCINI 	COLORATI 	E +	INCOLLIAMO 	I 	CUORI
E +	I 	FIORI 	SULLE 	CORONCINE 	



SCRIVIAMO

IL

NOSTRO

NOME

SULLE

CORONCINE

LE

CORONCINE

SONO

FINITE

DIVERTIAMOCI

CON

LE

CORONCINE

DI

LAMPADINO

E

CARAMELLA